

FLOJET JABSCO RULE

12 & 24 VDC
230 VAC
AIR DIAPHRAGM
PUMPS & MORE



2020

Catalogue overview	4
--------------------	---

Pump overview	5
---------------	---

Technical	6
-----------	---

Applications	7
--------------	---

12 Volt DC Pumps

12 Volt DC Diaphragm Pumps	8-9
----------------------------	-----

12 Volt DC Submersible Pumps	10
------------------------------	----

12 Volt DC Flexible Impeller Pumps	11
------------------------------------	----

12 Volt DC Other Pumps	12
------------------------	----

24 Volt DC Pumps

24 Volt Diaphragm Pumps	13
-------------------------	----

24 Volt Submersible Pumps	14
---------------------------	----

24 Volt Other Pumps	14
---------------------	----

24 Volt Flexible Impeller Pumps	15
---------------------------------	----

240 Volt AC Pumps

240 Volt AC Diaphragm Pumps	16
-----------------------------	----

240 Volt VAC Flexible Impeller Pumps	17
--------------------------------------	----

240 Volt DC Other Pumps	17
-------------------------	----

Bareshaft Pumps

Flojet Bare Shaft Pumps	18
-------------------------	----

Jabsco Bare Shaft Impeller Pumps	18-19
----------------------------------	-------

Air Operated Pumps

Air Operated Pumps	20
--------------------	----

Accessories

Strainers	21
-----------	----

Misc Parts and Accessories

Port Fittings	23-24
---------------	-------

Parts

Parts	25-27
-------	-------



About this catalogue

ASCOT PUMPS brings you this priced Catalogue of versatile, innovative and quality small pumps used for Industrial, Agricultural, Civil Construction, Domestic and Recreational applications. This range is based on the XYLEM brands of FLOJET, JABSCO and RULE. XYLEM is a global company, based in USA/UK, manufacturing a wide variety of pumps and products with world leading design and stringent manufacturing controls.

Range and stock

At ASCOT PUMPS we are committed to carrying a large range of these pumps at competitive prices to meet a wide variety of applications. We endeavour to stock all pumps in this catalogue and to provide fast and responsive service. New products are constantly being evaluated and included in our range. Please be free to contact us if you require a product or model which is not listed in this catalogue.



Spare Parts, Repairs and Support

Our products are supported by extensive spare parts stock, sales and marketing brochures and experienced technical advice. We also have a comprehensive workshop to carry out repairs and testing. We can provide advice on selecting the right pump to suit your product or particular application. Whether is be size, price, design or chemical compatability - we are willing to help!

Other Pumps in Ascot Pumps Range

ASCOT PUMPS stock and have access to a range of other pumps and accessories, these include:

Mag-Drive Centrifugal pumps

Peristaltic Dosing pumps

Diaphragm Dosing pumps

Chemical Flowmeters

Rotameters

Fittings & Accessories



Electric Diaphragm Pumps

Electric Diaphragm pumps are self priming with run-dry capability and are of a 'seal-less' design that eliminates dynamic/rotary shaft seals, reducing cost and improving serviceability. **Duplex** pumps have 2 Chambers, **Triplex** pumps have 3, **Quad** pumps have 4 and 5 **Chamber** pumps have 5. All Quad, 5-Chamber and some Triplex Pumps have Snap-in (quick-change) port fittings. Quad & Triplex share the same size Snap-in fittings. 5-Chamber have a larger type. Most of the electric diaphragm pumps in our range are demand pumps, meaning they are controlled by a Pressure Switch. Pumps fitted with a **Pressure Switch** (e.g. 'P/Sw 60' in MAX PSI column) means the pump is fitted with a Pressure Switch which switches the pump off at 60 psi. These models automatically switch 'off' when the fluid pressure in the discharge line reaches the switch pressure, and 'on' again when discharge line pressure drops. Some demand pumps also contain a **Bypass Valve** (B/P) to provide a smoother flow as the outlet pressure approaches the maximum. A **Mesh Filter** on the suction is recommend to protect the pump and maintain the efficiency of the check valves

Air Operated Diaphragm Pumps

Our Air Operated Double Diaphragm Pumps are self-priming, positive displacement with run-dry capability and provide the pumped fluid on-demand. Fluid pressure can be controlled by the air inlet pressure and the flow can be controlled by restriction of the fluid outlet. This type of pump has a very adjustable flow range and long service life where the usage involves intermittant running. A **Mesh Filter** on the suction line is recommend to protect the pump and maintain the efficiency of the check valves.

Flexible Impeller pumps

Our Flexible Impeller pump range consists of both plastic and bronze pump head options. These compact pumps are self-priming and will not air lock. They can handle fluids that are viscous, shear sensitive and have suspended solids. They are typically used for oil transfer and other low pressure process applications.

Centrifugal and Other Pumps

Our Centrifugal pump range mainly consists of Lower pressure/higher volume pumps. Although these pumps are often used in marine situations, they can be used in a number of other industrial applications such as contractor dewatering, water transfer and supply where 240 VAC power is not available. Also in our range we have Other Pumps which are often designed to carry out specialist tasks like pumping waste, maceration and bottled water systems etc.

Components and Materials

Materials of wetted pump components determine each pump's compatibility with different fluids, subject to consideration of concentration, temperature, viscosity, particle size and any hazards (see warning on next page). For most pumps listed, wetted materials are shown in the description column, in abbreviated formats, as listed in Abbreviation Key on next page. For any pump/product which does not show wetted materials of construction, it should be used for clean water only. Generally, Santoprene and EPDM are preferred for potable water applications and also suitable for many Agricultural and other chemicals including Carpet Cleaning machines. Viton suits a broader range of Agricultural chemicals and Geolast/Buna is better with diesel fuel and oil based products. In all cases, fluids should be checked for compatibility against the FLOJET Chemical Compatibility Guide, which is a guide only and not Guaranteed. Immersion tests are recommended for additional guidance before applying a pump with any particular fluid. It is ultimately the customer's responsibility to ensure pump is suitable for the specific application.

Abbreviation Key

PP	Polypropylene	V	Viton
S	Santoprene®	E	EPDM
A	Acetal	G	Geolast
B	Buna	M	Minlon Polymide
H	Hastelloy	K	Kalrez
SS	Stainless Steel	P/Sw	Pressure Switch
N	Nylon	B/P	Bypass

Warning

DO NOT USE FLOJET PUMPS TO PUMP PETROL OR FLAMMABLE FLUIDS WITH FLASH POINTS BELOW 38°C OR WHERE FLAMMABLE VAPOURS ARE PRESENT. THE PUMPING OF STRONG HAZARDOUS CHEMICALS AND ACIDS IS NOT RECOMMENDED FOR FLOJET PUMPS. (Except see model G70C ATEX Rated Pumps for limited use on flammable solvents.)

240 Volt AC Electric Diaphragm Pumps

Some of these 230VAC diaphragm pumps come with a 3-core cable and plug, others have individual single-insulated wires or flying leads. All are designed to be built in to an enclosure or for internal mounting in equipment, not as stand-alone pumps, nor as domestic appliances.

**AGRICULTURE**

- Boom spray
- Chemical spray
- Fertigation

**ROAD CONSTRUCTION**

- Water spray for dust control
- Road roller

**CAR WASH**

- Wash down
- Foam system
- Pressure water

**CHEMICAL FILTRATION**

- Filtering
- Recirculating

**DOMESTIC CLEANING**

- Carpet cleaning
- Curtain cleaning

**WATER PRESSURE SYSTEMS**

- Booster pumps
- cabins
- Small dwellings
- Caravans

**CHEMICAL TRANSFER**

- Bulk chemicals
- Diesel
- Field fuelling

Code	Open. Flow LPM.	Max. PSI	Pump Head	Diaphragms	Check Valves	Max. Amps	Comments
Flojet LF Series							
 LF112-201	3.8	P/Sw. 35	PP	S	V	4	3/8" Hose barb Ports, c/w On/Off Switch, Finned Motor and Fuse, Most Spray Chemicals
 LF122-202	3.8	P/Sw. 35	PP	S	E	4	3/8" Hose barb Ports Water, Many Acids and Chemicals
 LF122-401D	3.8	P/Sw. 40	PP	S	V	4	3/8" Hose barb Ports Most Spray Chemicals
Flojet Duplex II Series							
 D2132-F5011A	6.1	P/Sw. 60 B/P.	PP	S	V	7	3/8" Female NPT Ports Most Spray Chemicals
 D3131-B5011A	6.1	P/Sw. 60 B/P.	PP	B	B	7	3/8" Female NPT Ports Diesel Transfer
 D3135-E7011A	7.7	P/Sw. 100P B/P.	PP	E	E	7	3/8" Female NPT Ports Water, Many Ag. Chemicals
Flojet Triplex Series							
 R3B21-502A	4.73	P/Sw. 50	PP	S	V	8	1/2" Snap In Ports Road Roller, Heavy duty water applications
 03501-505A	5.3	P/Sw. 60 B/P.	PP	S	V	5.2	3/8" Female NPT Ports Most Spray Chemicals
 03811-133A	5.3	P/Sw. 150	PP	S	V	10	3/8" Female NPT Ports Most Spray Chemicals
 03501-506A	7.6	P/Sw. 60 B/P.	PP	S	V	8	3/8" Female NPT Ports Most Spray Chemicals
 03521-500A	15.1	P/Sw. 60 B/P.	PP	S	V	12	1/2" Snap In Ports Most Spray Chemicals





Code	Open. Flow LPM.	Max. PSI	Pump Head	Diaphragms	Check Valves	Max. Amps	Comments
 03526-144	11	P/Sw. 60 B/P.	PP	S	E	7	1/2" Snap In Ports Potable Water, Light Washdown
Flojet Quiet Quad Series							
 4405-143	12.5	P/Sw. B/P. 35	PP	S	E	7	1/2" Snap In Barb Ports Water, Marine, Solar
 4406-143	12.5	P/Sw. B/P. 35	PP	S	E	7	1/2" Snap In Barb Ports Water, Caravan, Solar
 4325-143	17.5	P/Sw. B/P. 40	PP	S	E	12	3/4" Snap In Barb, and Garden hose threaded Ports Water, Caravan, Solar
Flojet Industrial Quad Series							
 4100-505	14	45	PP	S	V	10.5	1/2" Snap In Ports, Fan Cooled Most Spray Chemicals
 4300-143	18.5	P/Sw. 45	PP	S	E	13	3/4" Snap In Barb Ports, Fan Cooled Potable Water
 4300-504	18.5	P/Sw. 45	PP	S	V	13	3/4" Snap In Barb Ports, Fan Cooled Most Spray Chemicals
 4300-506	18.5	P/Sw. 45	PP	G	B	13	3/4" Snap In Barb Ports, Fan Cooled Diesel Transfer
Jabsco Parmax Series							
 32605-0092	15.1	P/Sw. 60	PP	S	E	9	3/4" Quad Snap In Barb Ports C/w Nozzle and Strainer Wash Down
 82605-0092	22.7	P/Sw. 70	N	S	E	15	3/4" Snap In Barb Ports* 5 Chamber Pump Design C/w Nozzle and Strainer Wash Down

Code		Open. Flow LPM.	Max. Head (m)	Max. Amps	Outlet Hose Tail (mm)	Comments
Rule Slimline Series						
	IL200	12	7.6	2.8	10	Fresh/Sea Water To 65°C. Can Be Used Inline Previous Model Number: LVM141
	IL200P	12	9.7	4.5	13	Fresh/Sea Water To 80°C & Diesel To 40°C, Can Be Used Inline Previous Model Number: LVM107
	IL280P	18	9.7	4.5	13	Fresh/Sea Water To 80°C & Diesel To 40°C, Can Be Used Inline Previous Model Number: LVM105
	IL500P	32	9.7	6	20	Fresh/Sea Water To 80°C & Diesel To 40°C, Can Be Used Inline Previous Model Number: LVM111
Rule Submersible Series						
	RULE1000 20A	1000 GPH (63 LPM)	3.8	2.9	1 1/8" (28.6mm)	C/w 7.3m Lead With Switch and Battery Clamps Utilities Pit Drainage, Construction site dewatering or Marine
	RULE1500 02	1500 GPH (85 LPM)	3.8	4.8	1 1/8" (28.6mm)	Suitable for Fresh/Sea Water
	RULE2000 10	200 GPH (126 LPM)	6.4	8.4	1 1/8" (28.6mm)	Suitable for Fresh/Sea Water
Rule Evuator Series						
	EV2000-103	120	6		1 1/8" (28.6mm)	C/w 7.3m Lead With Switch and Battery Clamps Utilities Pit Drainage, Construction site dewatering or Marine
	EV4000-103	216	7		2" (50.8mm)	C/w 7.3m Lead With Switch and Battery Clamps Utilities Pit Drainage, Construction site dewatering or Marine





Code	Open. Flow LPM.	Max. Head (m)	Max. Amps	Impeller Material	Comments
Jabsco Mini Puppy					
 23620-4003	6	8	5	NIT.	Bronze Head 1" ID Hose Barb Or 3/8" F/NPT Diesel, Water
Jabsco Junior Puppy					
 23670-4003	15.5	25	13	NIT.	Bronze Head 3/4" Hose Barb Or 3/8" F/BSP Diesel, Water
Jabsco Phenolic PLastic Pump					
 12560-0001	18.9	6	7	NOR.	Plastic Head 5/8" ID Hose Barb Water, Some Chemicals
Jabsco DC Water Puppy					
 18660-0121	24	6.5	8	NOR.	Bronze Head 1" ID Hose Barb Or 1/2" F/NPT Diesel, Water
 18660-0123	24	6.5	8	NIT.	Bronze Head 1" ID Hose Barb Or 1/2" F/NPT Water
Jabsco Water Puppy 2000					
 23680-4003	32	6	13	NIT.	Bronze Head 1" ID Hose Barb Or 1/2" F/NPT Diesel, Water
Jabsco Maxi Puppy 3000					
 23610-3003	44	13	21	NIT.	Bronze Head 1" ID Hose Barb Or 1/2" F/BSP Diesel, Water
Jabsco Extended Run Dry Utility Puppy					
 23920-2403/2000	32	12	13	NIT.	Bronze Head Extended Run Dry 3/4" F/BSP Diesel, Water
 23920-2213/3000	44	12	21	NIT.	Bronze Head Extended Run Dry 3/4" F/BSP Diesel, Water







Code	Open. Flow LPM.	Max. Head (m)	Max. Amps	Ports	Comments
Jabsco Cyclone Pump					
 50840-2012	120	8.7	9	3/4" BSP	SS (316) Open impeller and casing with carbon ceramic mechanical seal. Up to 50°C - Continuous duty Water, Diesel, Some Chemicals, Marine, Calf Milk
 50870-2012	78	18.5	21	3/4" BSP	SS (316) Open impeller and casing with carbon ceramic mechanical seal. Up to 50°C - intermittent duty Water, Diesel, Some Chemicals, Marine
Macerator and Waste Pumps					
 18590-2092	43	6	16	38mm Inlet / 25mm Outlet	Compact toilet waste macerator pump with Heavy duty 4 blade chopper Inlet 38mm Barb - Outlet 38MM NPT 1" Barb Toilet Waste
 50890-1000	19	4	8	38mm Inlet/ Outlet	38mm multi Position Ports Handles Sink , shower and black waste
Hydraulic Oil Pump					
 23590-2010	26	15	17	1/2" BSP	Hydraulic oil transfer pump Self priming up to 1.8m Up to 150 cSt
Rule Centrifugal Pumps					
 RULE3800 17A	3800 GPH (240 LPM)	7.4	15.5	38mm In / out Hose tails	High Flow/ Low Pressure Pump. Suitable for Fresh/Sea Water. Non Self-Priming.

Code	Open. Flow LPM.	Max. PSI	Pump Head	Diaphragms	Check Valves	Max. Amps	Comments
Flojet LF Series							
 LF222002	3.8	No P/ Sw	PP	S	V	2	3/8" Hose barb Ports, c/w On/Off Switch, Finned Motor and Fuse, Most Spray Chemicals
Flojet Duplex II Series							
 D3231-B5011A	6.1	P/Sw. B/P. 60	PP	B	B	4	3/8" Female NPT Ports Water, Some Chemicals, Diesel
Flojet Triplex Series							
 R3B21-503A	4.73	P/Sw. B/P. 50	PP	S	V	4	1/2" Snap In Ports Road Roller, Heavy duty water applications
 R3626-344	11	P/Sw. B/P. 40	PP	S	E	2.6	1/2" Snap In Ports Potable Water, Light Washdown
Flojet Quiet Quad Series							
 4405-343	12.5	P/Sw. B/P. 35	PP	S	E	4	1/2" Snap In Barb Ports Water, Caravan, Marine, Solar
Flojet Industrial Quad Series							
 4300-343	18.5	P/Sw. 45	PP	S	E	5	3/4" Snap In Barb Ports, Fan Cooled Potable Water
Jabsco Parmax Series							
 32605-0094	15.1	P/Sw. 60	PP	S	E	7	3/4" Quad Snap In Barb Ports C/w Nozzle and Strainer Wash Down
 82605-0094	22.7	P/Sw. 70	N	S	E	10	3/4" Snap In Barb Ports* 5 Chamber Pump Design C/w Nozzle and Strainer Wash Down




Code		Open. Flow LPM.	Max. Head (m)	Max. Amps	Outlet Hose I.D. (mm)	Comments
Rule Slimline Series						
	IL-280P-24	18	9.7	2.5	13	Fresh/Sea Water To 80°C & Diesel To 40°C, Can be Used Inline Previous Model Number: LVM117
	IL-500P-24	32	9.7	3	20	Fresh/Sea Water To 80°C & Diesel To 40°C, Can be Used Inline Previous Model Number: LVM112
	RULE1500 03	1500 GPH (85 LPM)	3.8	2.3	1 1/8" (28.6mm)	Suitable for Fresh/Sea Water
	RULE2000 12	2000 GPH (126 LPM)	6.4	4	1 1/8" (28.6mm)	Suitable for Fresh/Sea Water

24 VOLT DC OTHER PUMPS




Code		Open. Flow LPM.	Max. Head (m)	Max. Amps	Ports	Comments
Jabsco Cyclone Pump						
	50840-2024	120	8.7	4.5	3/4" BSP	SS (316) Open impeller and casing with carbon ceramic mechanical seal. Up to 50°C - Continuous duty Water, Diesel, Some Chemicals, Marine, Calf Milk
	50870-2024	78	18.5	10.5	3/4" BSP	SS (316) Open impeller and casing with carbon ceramic mechanical seal. Up to 50°C - Intermittant duty Water, Diesel, Some Chemicals, Marine
Hydraulic Oil Transfer Pump						
	23590-2110	26	15	8	1/2" BSP	Hydraulic oil transfer pump Self priming up to 1.8 m Up to 150 cSt
Rule Centrifugal Pumps						
	RULE3700 18A	3700 GPH (33 LPM)	7.3	6.9	38mm Hose Tails In / out	High Flow/ Low Pressure Pump. Suitable for Fresh/Sea Water. Non Self-Priming.

Code	Open. Flow LPM.	Max. Head (m)	Max. Amps	Impeller Material	Comments
Jabsco Mini Puppy					
 23620-4103	6	8	2.5	NIT.	Bronze Head 1" ID Hose Barb Or 3/8" F/ NPT Diesel, Water
Jabsco Junior Puppy					
 23670-4103	15.5	25	7	NIT.	Bronze Head 3/4" ID Hose Barb Or 3/8" F/ BSP Diesel, Water
Jabsco Water Puppy 2000					
 23680-4103	32	6	6	NIT.	Bronze Head 1" ID Hose Barb Or 1/2" F/ NPT Diesel, Water
Jabsco Water Puppy 2000					
 23610-3103	44	13	11	NIT.	Bronze Head 1" ID Hose Barb Or 1/2" F/ BSP Diesel, Water
Jabsco Extended Run Dry Utility Puppy					
 23920-2503/2000	32	12	7.5	NIT.	Bronze Head Extended Run Dry 3/4" F/BSP Diesel, Water
 23920-2313/3000	44	12	11	NIT.	Bronze Head Extended Run Dry 3/4" F/BSP Diesel, Water





Code	Open. Flow LPM.	Max. PSI	Pump Head	Diaphragms	Check Values	Max. Amps	Comments
BevJet Compact Series							
 BLC4011-000	3.8	P/Sw. B/P. 40	PP	E	E	3 @12VDC	1/4" Push Fit Ports, Potable Water
 BLC4011-010	3.8	P/Sw. B/P. 40	PP	E	E	3 @12VDC	1/4" Push Fit Ports, Potable Water, Comes with bottle Cap inlet System
Flojet Duplex II Series							
 D3732-E5011A	6.1	P/Sw. B/P. 60	PP	E	E	0.4	3/8" Female NPT Ports Carpet Cleaning, Water
 D3935-H5011A	6.1	P/Sw. B/P. 60	PP	S	S	0.5	3/8" Female NPT Ports Comes with power Lead and Plug Water, Many Chemicals
 D1725-E7011A	6.4	P/Sw. B/P. 100	PP	E	E	0.4	3/8" Female NPT Ports Water, Carpet Cleaning
 D3735-E7011A	7.7	P/Sw. B/P. 100	PP	E	E	0.5	3/8" Female NPT Ports Water, Carpet Cleaning
Flojet Triplex Series							
 03811-243A	5.3	P/Sw. B/P. 150	PP	S	E	0.5	3/8" Female NPT Ports Water, Many Chemicals
Flojet Industrial Quad Series							
 4300-242	12.1	P/Sw. B/P. 35	PP	S	E	0.75	1/2" Snap In Barb Ports Water, Solar

Code	Open. Flow LPM.	Max. Head (m)	Max. Amps	Comments
Jabsco Utility Puppy				
 53020-2013	18	10m (Nitrile), 17m (Neoprene)	2.13	Nitrile Impeller, Bronze Pump Head, Dry Self Prime 1.5 m, Handle Viscosities up to 500 cP, Run Dry Up to 30 Min Post Operation, Neoprene option available
 53040-2003	35	15m (Nitrile), 17m (Neoprene), 30 (Neoprene HP)	4	Nitrile Impeller, Bronze Pump Head, Dry Self Prime 3 m, Handle Viscosities up to 500 cP, Run Dry Up to 30 Min Post Operation, Neoprene Option Available
 53080-2003	80	15m (Nitrile), 20m (Neoprene)	4	Nitrile Impeller, Bronze Pump Head, Dry Self Prime 3 m, Handle Viscosities up to 500 cP, Run Dry Up to 30 Min Post Operation, Neoprene Option Available

240 VOLT AC OTHER PUMP

Code	Open. Flow LPM.	Max.Head PSI	Max. Amps	Comments
Flojet Other Pumps				
 BW5002-000A	2.3	40 PSI	1.2 Amp	Complete bottled water system, automatic shut off when water source is depleted, illuminated on/off switch, Comes with single bottled-water inlet Kit
 BW5022-000A	2.3	40 PSI	1.2	Complete bottled water system, automatic shut off when water source is depleted, illuminated on/off switch, Comes with double bottled-water inlet Kit
 ET508-244A	0.7	P/Sw. B/P. 60	0.45A	High Pressure, Self priming, Max Temp, 71 Degrees C

Code	Open. Flow LPM.	Max. Head	Material	Impeller	Comments
Flojet Bare Shaft Pump					
 03121X34	11	50 PSI	PP, Santo, Viton	N/A	1800 Rpm Max, Can Be Run By Cordless Drill
Jabsco Bare Shaft Impeller Pumps					
 51510-2001	10	12m	Brass	Neoprene	3/8" BSP Female ports, Pedestal, 1.5m Dry self-Prime
 3010-8411	19	9m	Phenolic Plastic	Neoprene	16mm OD Barbs, Pedestal
 28250-2101	33	20m	Epoxy Plastic	Neoprene	3/4" BSP Male Ports Pedestal, 4.5m Dry Self Prime
 52040-2001	40	19	Bronze	Neoprene	3/4" BSP, Pedestal, 2.4m Dry Self-prime
 52080-2001	80	20	Bronze	Neoprene	1" BSP, Pedestal, 2.4m Dry Self-Prime
 22870-2001	80	20	Bronze/Brass	Neoprene	1" BSP Female Ports, IEC71 Flange, 5m Dry Self-prime
 22870-2003	80	20	Bronze/Brass	Nitrile	1" BSP Female Ports, IEC71 Flange, 5m Dry Self-Prime

Code	Open. Flow LPM.	Max. Head	Material	Impeller	Comments
Jabsco Bare Shaft Impeller Pumps <small>continued</small>					
 52200-2003	200	12m	Bronze	Nitrile	1 1/2" BSP Female Ports, Pedestal, 2.4m Dry Self-Prime
 52200-2011	200	12m	Bronze	Neoprene	2 1/2" BSP Female Ports, Pedestal, 2.4m Dry Self-Prime
 22880-2003	200	12m	Bronze/ Brass	Nitrile	Bronze IEC71 Flange, 3m Dry Self-Prime
 29860-2201	500	12m	Bronze	Neoprene	2 1/2" BSP and Flanged Ports, Pedestal, 2.4m Dry Self-Prime

Code		Open. Flow LPM.	Max. PSI	Pump Head	Diaphragms	Check Valves	Comments
N5100 Series							
	N5100-040	9.5	20-80	A	S	S	1/4" Barb Port. Good general chemical resistance, compact size.
G58 Series							
	G5810225(T)	12	20-90	PP	S	E/SS	3/8" SS Snap in Hose Barb. Can Handle some Pulp, Particulates or high Viscosity.
G57 Series							
	G57-5205	18.9	20-100	PP	S	S/H	3/8-1/2" Snap In Hose Barb. Suitable for a variety of chemicals including caustic.
	G57-3205	18.9	20-100	PP	V	V/H	3/8-1/2" Snap In Hose Barb. Suitable for most chemicals including teat spray and diesel.
	G57-3185	18.9	20-100	PP	V	V/H	3/8" NPT Snap In Hose Barb. Suitable for most chemicals including teat spray and diesel.
	G57-C202A	18.9	20-100	PP	K	VE/H	3/8-1/2" Snap In Hose Bar. High chemical resistance.
	G70-C202A	18.9	20-100	PP	K	VE/H	3/8" to 1/2" Snap-in Hose barbs ATEX Rated for Flammable liquids, Distilled Beverages.
G257 Series							
	G257-501A	37	20-100	PP	S	S/H	1/2" Threaded NPT Female Ports. Suitable for a variety of chemicals including caustic.
	G257-301A	37	20-100	PP	V	V/H	1/2" Threaded NPT Female Port. Suitable for most chemicals including teat spray and diesel.

Code	Open. Flow LPM.	Inlet Port	Outlet Port	Features
Strainers				
 01740-000	26	3/4" Hose barb	3/4" Hose barb	Polypropylene base, Polysulfone clear cover, 20 mesh SS screen, Buna-N FDA O-Ring, two lugs for secure mounting. Suits potable water
 01740-002	16	1/2" Hose barb	1/2" Hose barb	Polypropylene base, Polysulfone clear cover, 40 mesh SS screen, Buna-N FDA O-Ring, two lugs for secure mounting. Suits potable water
 01720-375	8	3/8" Female threaded	3/8" Female threaded	Polypropylene base, Polysulfone clear cover, 20 mesh SS screen, Buna-N FDA O-Ring, two lugs for secure mounting. Suits potable water
 01740-375	8	3/8" Female threaded	3/8" Female threaded	Polypropylene base, Polysulfone clear cover, 40 mesh SS screen, Buna-N FDA O-Ring, two lugs for secure mounting. Suits potable water
 01740-012	16	3/4" 90° Snap-on	1/2" Hose barb	Polypropylene base, Polysulfone clear cover, 40 mesh SS screen, Buna-N FDA O-Ring on cap, EPDM O-Ring on Quad port, Two lugs for secure mounting. Suits potable water
 01740-010	16	3/4" 90° Snap-on	1/2" Hose barb	Polypropylene base, Polysulfone clear cover, 40 mesh SS screen, Buna-N FDA O-Ring on cap, EPDM O-Ring on Quad port, Two lugs for secure mounting. Suits potable water
 01745-010	26	3/4" 90° Snap-on	1/2" Hose barb	Polypropylene base, PETG clear cover, Viton O-Rings, 40 m SS screen. Improved chemical resistance, fits direct on to pumps with quad ports. Not for potable water. Temp to 70°C
 01740-300	20	1/2" Quad Snap-In	1/2" Quad Snap-In	Polypropylene base, Polysulfone clear cover, 40 mesh SS screen, Buna-N FDA O-Ring on cap, EP O-Ring on Quad port, Two lugs for secure mounting. Suits potable water

Code		Open. Flow LPM.	Inlet Port	Outlet Port	Features
Accumulator Tanks					
	30573-0000	N/A	1/2" HB Snap- in	1/2" HB Snap- in	1 L capacity with pressurised rubber bladder, 11cm x 12cm x 34cm.
	30573-0003	N/A	1/2" HB Snap- in	1/2" HB Snap- in	0.6 L capacity, Nylon/Butyl/Stainless steel food grade, precharged to 10 Psi,Max 125 Psi, mount in any position, 11cm x 12cm x 22cm.
Other Accessories					
	01750-352C	Inline Pressure Regulator 15-20 PSI, 1/2" Female NPT Ports, Max Inlet Pressure: 150 PSI Wetted Parts: Santoprene, EPDM, 304 stainless steel, Celcon, Polypropylene, Buna, PVC, Nylon			
	35A FLT/SW	Rule-A-Matic Marine grade Float switch, Removable base for easy cleaning and servicing. Rated to 14 Amps.			
	37A FLT/SW	SuperSwitch(TM)Marine grade Float switch,Designed for the toughest situations, Removable base for easy cleaning and servicing. Rated to 20 Amps.			
Miscellaneous parts					
	20408-000	Standard Low profile Flojet Quad Port Clips (Set of 2)			
	30647-1000	Standard Low profile Flojet Quad Port Clips (Set of 2)			
	18753-5021	Large Format Jabsco Pump Port Clips (Set of 2)			
	20132-000	Flojet Pump Feet Grommets (Set of 4)			
	92900-0380	Jabsco Pump Feet Grommets (Set of 4).			
	20717100A	Flojet Quad Pump Rubber Feet (Set of 4)			
	20244-108	Dummy Pressure Switch cover. Suitable for LF, Triplex, Duplex and Quad Series Flojet Pumps			

Port Fittings

Air Inlet Fittings



1510-000

1/4" hose barb, straight, includes automatic air shut-off when unplugged



1520-000

1/4" hose barb, straight, includes automatic air shut-off when unplugged



1521-000

1/4" hose barb elbow, includes automatic air shut-off when unplugged



21000-233A

Special air fitting with 'push in' inserts to suit 1/4" O.D. semi rigid tubing. Buna O-rings, plastic fitting

21000-233B

Same as above in Bulk pack of 12



21000-234A

Brass Port, Push in fitting, Suits 1/4" O.D. tubing, Buna O'ring

Quad snap in fittings - Kits of 2



20381-026

10mm Hose Barb, Straight, with EPDM O-ring
(also fits 12.5mm with 10mm section cut off)

20381-015

12.5mm Hose Barb, Straight, with Viton O-ring

20381-002

12.5mm Hose Barb, Straight, with EPDM O-ring

20381-014

20mm Hose Barb, Straight, with Viton O-ring

20381-006

20mm Hose Barb, Straight, with EPDM O-ring



20381-024

10 & 12.5mm Hose Barb, 90° Elbow, with EPDM O-ring

20381-009

12.5mm Hose Barb, 90° Elbow, with EPDM O-ring

20381-017

12.5mm Hose Barb, 90° Elbow, with Viton O-ring

20381-010

20mm Hose Barb, 90° Elbow, with EPDM O-ring

20381-018

20mm Hose Barb, 90° Elbow, with Viton O-ring

Port Fittings
Quad snap in fittings - Kits of 2 continued


20381-042 3/8" NPT, Straight, with EPDM "O" ring

20381-043 3/8" NPT, Straight, with Viton "O" ring

20381-044 3/8" NPT, Straight, with Buna "O" ring

20381-039 1/2" NPT, Straight, with EPDM "O" ring

20381-040 1/2" NPT, Straight, with Viton "O" ring

20381-041 1/2" NPT, Straight, with Buna "O" ring



20381-050 10 & 12.5mm Hose Barb, 90° Elbow, with EPDM "O" ring

20381-052 12.5mm Hose Barb, 90° Elbow, with EPDM "O" ring

20381-051 12.5mm Hose Barb, 90° Elbow, with Viton "O" ring

20381-047 20mm Hose Barb, 90° Elbow, with EPDM "O" ring

20381-049 20mm Hose Barb, 90° Elbow, with Viton "O" ring

20381-048 1/2" NPT, 90° Elbow, with Buna "O" ring



20381-007 Quad snap-in port x Garden Hose Adaptor, with EPDM "O" ring

Flojet Small Snap-in Fittings (Suits G58, N5100 and LF Series Pumps)


20325-030 G58 Snap in port x 3/8" Hose Barb, Stainless Steel



20325-031 G58 Snap in port x 3/8" Hose Barb, Plastic



21000-232 G58 Snap in port x 3/8" John Guest Fitting, Plastic

22mm Large Format Snap-in Fittings


20381-700 Large Snap in fitting 3/4" hose barb, EPDM O-rings



20381-710 Large Snap in fitting 3/4" Elbow hose barb, EPDM O-rings



20381-704 Large Snap in fitting 1/2" Male Quest thread, EPDM O-rings

Page	Model Number	Diaphragms	Check Valves	Pressure Switch	PSI
12 VDC Diaphragm Pump Parts					
8	LF112-201	N/A	N/A	02090-104	35
8	LF122-202	N/A	N/A	02090-104	35
8	LF122-401D	N/A	N/A	02090-104	35
8	D2132-F5011A	21010-004	20914-002	02090-100	60
8	D3131-B5011A	21010-002	20914-001	02090-100	60
8	D3135-E7011A	21010-003	20914-003	02090-120	100
8	R3B21-502A	-	-	N/A	-
8	03501-505A	N/A	20407-033	02091-060	60
8	03811-133A	N/A	20407-022	02091-150	150
8	03501-506A	N/A	20407-033	02091-060	60
8	03521-500A	N/A	20407-021	02091-060	60
9	03526-144	N/A	20407-034	02091-050	50
9	4405-143	20403-040	20407-030	02090-104	35
9	4406-143	20403-040	20407-030	02090-104	35
9	4325-143	20403-040	20407-030	02090-118	40
9	4100-505	20403-040	20407-020	N/A	—
9	4300-143	20403-040	20407-030	02090-103	45
9	4300-504	20403-040	20407-020	02090-103	45
9	4300-506	20403-050	20407-010	02090-103	45
9	32605-0092	N/A	18911-1030	18916-1060	60
9	82605-0092	N/A	18753-8001	18916-1070	70

Page	Model Number	Impeller	Service Kit	Seal Kit
12 VDC Flexible Impeller Pumps				
11	23620-4003	1414-0003B	SK374-0003	SP2701-52
11	23670-4003	9200-0023B	SK400-0023	SP2701-52
11	12560-0001	6303-0001	90126-0001	1040-0000
11	18660-0121	6303-0001	90061-0006	18753-0384
11	18660-0123	6303-0003	90061-0006	18753-0384
11	23680-4002	6303-0003-P	SK224	SP2701-52
11	23610-3003	7273-0003B	SK224-01	SP2701-52
11	23920-2403/2000	6303-0003-P	SK416-0003	SP2701-52
11	23920-2213/3000	7273-0003B	SK416-0003	SP8021-0301B

Page	Model Number	Service Kit	Seal	Impeller	Rotor	Vane
12 VDC Other Pumps						
12	JB 50840-2012	N/A	50835-0000	N/A	N/A	N/A
12	JB 50870-2012	N/A	50875-0000	N/A	N/A	N/A
12	JB 18590-2092	18598-1000	1040-0000	6303-0003	N/A	N/A
12	JB 50890-1000	SK890	N/A	N/A	N/A	N/A
12	JB 23590-2010	SK399-0201	SP2701-52	No Parts	23591-0000	45716-0100

Page	Model Number	Diaphragms	Check Valves	Pressure Switch	PSI
24 VDC Diaphragm Pumps					
13	LF222002	N/A	N/A	02090-104	35
13	D3231-B5011A	21010-002	20914-001	02090-100	60
13	R3B21-503A	-	-	N/A	-
13	R3626-344	N/A	20407-034	02091-040	40
13	4405-343	20403-040	20407-030	02090-104	35
13	4300-343	20403-040	20407-030	02090-103	45
13	32605-0094	N/A	18911-1030	18916-1060	60
13	82605-0094	N/A	18753-8001	18916-1070	70

Page	Name	Service Kit	Seal	Impeller	Rotor	Vane
24 VDC Other Pumps						
14	JB 50840-2024	N/A	50835-0000	N/A	N/A	N/A
14	JB 50870-2024	N/A	50875-0000	N/A	N/A	N/A
14	JB 23590-2110	SK399-0201	SP2701-52	No Parts	23591-0000	45716-0100

Page	Name	Impeller	Service Kit	Seal Kit
24 VDC Flexible Impeller Pumps				
15	23620-4103	1414-0003B	SK374-0003	SP2701-52
15	23670-4103	9200-0023B	SK400-0023	SP2701-52
15	23680-4103	6303-0003-P	SK224	SP2701-52
15	23610-3103	7273-0003B	SK224-01	SP2701-52
15	23920-2503/2000	6303-0003-P	SK416-0003	SP2701-52
15	23920-2313/3000	7273-0003B	SK416-0003	SP8021-0301B

240 VOLT AC PUMP PARTS

Page	Model Number	Diaphragms	Check Valves	Pressure Switch	PSI
240 VAC Diaphragm Pumps					
16	D3732-E5011A	21010-003	20914-003	02090-100	60
16	D3935-H5011A	21010-004	20914-004	02090-100	60
16	D1725-E7011A	21010-003	20914-003	02090-120	100
16	D3735-E7011A	21010-003	20914-003	02090-120	100
16	03811-243A	N/A	20407-035	02091-150	150
16	4300-242	20403-040	20407-030	02090-117	30

240 VOLT DC PUMP PARTS continued

Page	Model Number	Impeller	Service Kit	Seal Kit
240 VAC Flexible Impeller				
17	53020-2013	7273-0003B	SK416-0003	SP8021-0301B
17	53040-2003	14281-0003B	SK409-0003	22626-6000
17	53080-2003	14282-0003B	SK411-0003	22626-6000

BARE SHAFT PUMP PARTS

Page	Model Number	Impeller	Service Kit	Seal Kit
Bareshaft Flexible Impeller				
18	51520-2001	653-0001-P	N/A	96080-6024
18	3010-8411	3398-0001B	SK26-101	SP3000-08
18	28250-2101	14281-0001B	SK376-0101	28231-0103B
18	52040-2001	1210-0001-P	SK384-0101	SP2701-1015
18	52080-2001	17937-0001-P	SK406-0001	SP2700-1027
18	22870-2001	17937-0001-P	SK352	22626-6000
18	22870-2003	17937-0003B	SK352-01	22626-6000
19	52200-2003	836-0003B	SK407-0003	21849
19	52200-2011	17935-0001B	SK407-0011	21849
19	22880-2003	836-0003B	SK230-37	21849
19	29860-2201	17240-0001B	SK410	21849

AIR DRIVEN PUMP PARTS

Page	Model Number	Diaphragms	Check Valves	Shaft and slide kit	Hardware
Air Driven Diaphragm Pumps					
20	N5100-040	20467-007	20466-007	20469-007	20465-001
20	G5810225(T)	N/A	N/A	N/A	N/A
20	G57-5205	20730-000A	20740-050A	20751-000A	20793-100A
20	G57-3205	21000-209A	20740-020A	20751-002A	20793-100A
20	G57-3185	21000-209A	20740-020A	20751-002A	20793-100A
20	G57-C202A	21000-661A	20740-022A	20751-002A	20758-200A
20	G70-C202A	21000-661A	20740-122A	20751-002A	20758-200A
20	G257-501A	20730-000A	20740-050A	20751-000A	20793-100A
20	G257-301A	21000-209A	20740-020A	20751-002A	20793-100A

